

PRODUCT INFORMATION

Target	B7-H3
Synonyms	B7-H3;CD276;B7 homolog 3
Description	Recombinant human B7-H3 protein with C-terminal mouse Fc and 6×His tag
Delivery	In Stock
Uniprot ID	Q5ZPR3
Expression Host	HEK293
Tag	C-Mouse Fc and 6×His Tag
Molecular Characterization	B7-H3(Leu29-Pro245) mFc(Pro99-Lys330) 6×His
Molecular Weight	The protein has a predicted molecular mass of 70-75 kDa after removal of the signal peptide.
Purity	The purity of the protein is greater than 95% as determined by SDS-PAGE and Coomassie blue staining.
Formulation & Reconstitution	Lyophilized from sterile PBS, pH 7.4. Normally 5% - 8% trehalose is added as protectants before lyophilization. Please see Certificate of Analysis for specific instructions of reconstitution.
Storage & Shipping	Store at -20°C to -80°C for 12 months in lyophilized form. After reconstitution, if not intended for use within a month, aliquot and store at -80°C (Avoid repeated freezing and thawing). Lyophilized proteins are shipped at ambient temperature.
Background	The protein encoded by this gene belongs to the immunoglobulin superfamily, and thought to participate in the regulation of T-cell-mediated immune response. Studies show that while the transcript of this gene is ubiquitously expressed in normal tissues and solid tumors, the protein is preferentially expressed only in tumor tissues. Additionally, it was observed that the 3' UTR of this transcript contains a target site for miR29 microRNA, and there is an inverse correlation between the expression of this protein and miR29 levels, suggesting regulation of expression of this gene product by miR29. Alternatively spliced transcript variants encoding different isoforms have been found for this gene.
Usage	Research use only
Conjugate	Unconjugated



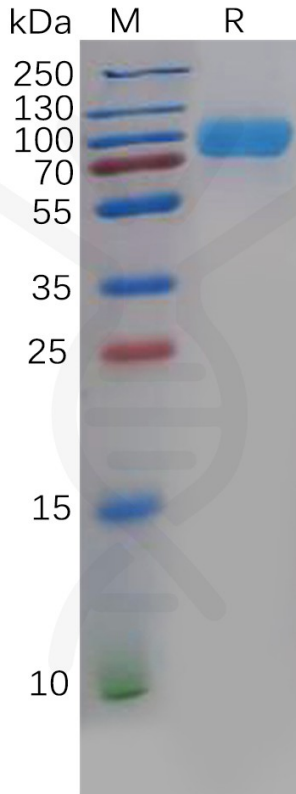


Figure 1. Human B7-H3 Protein, mFc-His Tag on SDS-PAGE under reducing condition.

Human B7-H3, mFc-His Tagged protein ELISA

0.2 μg of Human B7-H3, mFc-His Tagged protein per well

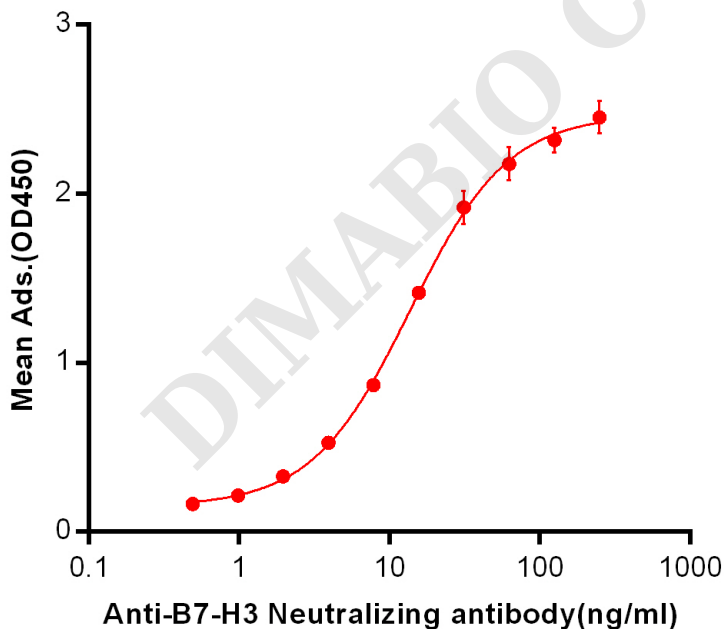


Figure 2. ELISA plate pre-coated by 2 $\mu\text{g}/\text{ml}$ (100 $\mu\text{l}/\text{well}$) Human B7-H3, mFc-His tagged protein (PME100012) can bind Anti-B7-H3 Neutralizing antibody ([getskuurl sku="BME100010"]) in a linear range of 0.24-31.25 ng/ml.



Human B7-H3, mFc-His Tagged protein ELISA

0.2 μ g of Human B7-H3, mFc-His tagged protein per well

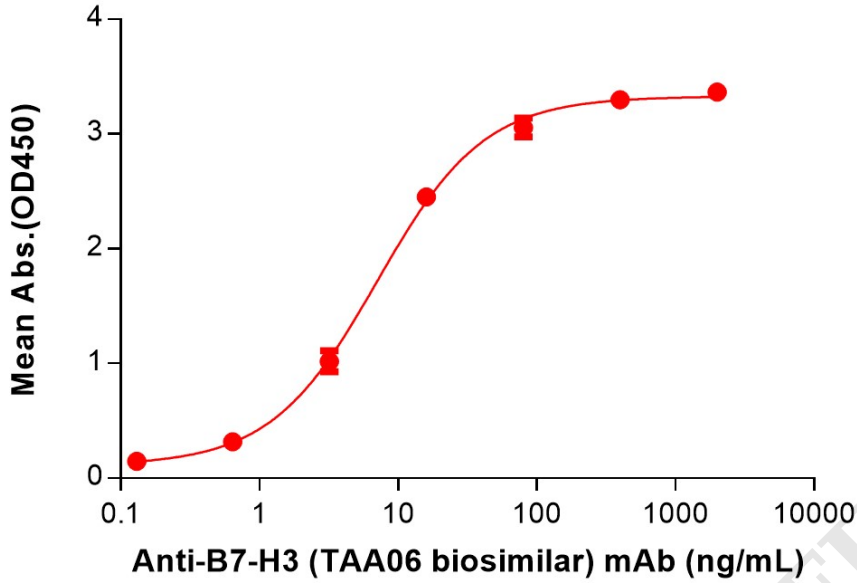


Figure 3. ELISA plate pre-coated by 2 μ g/mL (100 μ L/well) Human B7-H3 Protein, mFc-His Tag (PME100012) can bind Anti-B7-H3 (TAA06 biosimilar) mAb (BME100181) in a linear range of 0.64-16 ng/mL.

