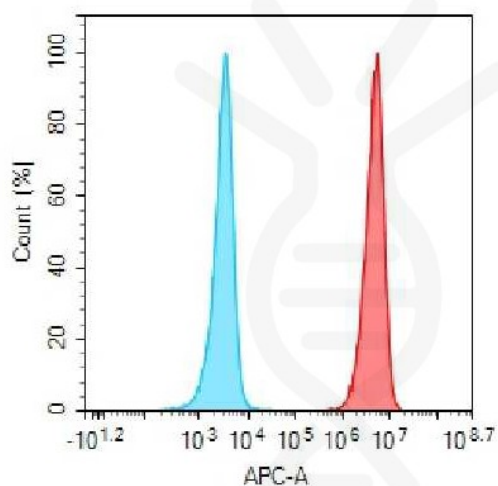


PRODUCT INFORMATION

Target	CD63
Description	Monoclonal Cell Line Derived from CHO-S Cells, Engineered for Stable Expression of Human CD63 Using Lentiviral Technology
Host Cells	CHO-S
Uniprot ID	P08962
Applications	FACS Data
Growth media	DMEM+10% FBS+1% P.S+Gln+2 ug/mL Puromycin
Package	5E6 Cells/mL
Suggested Control	SKU: DMC100425
Warranty and Disclaimer	1. Please inspect cells upon receipt and report any issues promptly. 2. We offer one-time replacements for issues reported within a week of receipt. 3. User-induced issues are not eligible for free replacements. 4. We do not accept liability for damages resulting from cell use, storage, or loss. 5. Feedback received more than one month after receipt will not be processed.
Storage & Shipping	Cells are shipped using dry ice and require liquid nitrogen storage for long term preservation.
Synonyms	CD63 antigen;Granulophysin;LAMP-3;Limp1;Melanoma-associated antigen ME491;OMA81H;Ocular melanoma-associated antigen;Tetraspanin-30;Tspan-30
Background	The protein encoded by this gene is a member of the transmembrane 4 superfamily; also known as the tetraspanin family. Most of these members are cell-surface proteins that are characterized by the presence of four hydrophobic domains. The proteins mediate signal transduction events that play a role in the regulation of cell development; activation; growth and motility. The encoded protein is a cell surface glycoprotein that is known to complex with integrins. It may function as a blood platelet activation marker. Deficiency of this protein is associated with Hermansky-Pudlak syndrome. Also this gene has been associated with tumor progression. Alternative splicing results in multiple transcript variants encoding different protein isoforms.
Usage	For research use only.



Hu_CD63 CHO-S Cell Line





-  Human IgG
-  Anti-CD63 antibody(DMC425); IgG1 Chimeric mAb (SKU: DMC100425)

Figure 1. Flow cytometry analysis of human CD63 overexpression using Hu_CD63 CHO-S Cell Line (Cat. No. CEL100082) and Anti-CD63 antibody(DMC425)IgG1 Chimeric mAb (Cat. No. DMC100425)

DIMABIO CONFIDENTIAL

